



Hangzhou Leisu Cleaning Equipment Co.,Ltd

Add:1305 Room Wanhe International Building 188# Haoyue Road, Xiaoshan District
Hangzhou City Zhejiang Province China

Contact: Jeff Ren

Tel:0086(571)82351195

Cell:0086-15257155531(wechat,Viber)/13339249386(whatsapp)

Website: www.carcomewash.com/www.leisuwasher.com

Email: info@leisuwasher.com

Facebook: www.facebook.com/carcomewash

Linkedin: www.linkedin.com/company/carcomewasher

Youtube: <https://youtu.be/iAguX2kOe9o>

Top quality for car care machine





About Us:

Hangzhou Leisu Washing Equipment Company Limited service in auto car wash equipment industrial, is committed to providing high quality, high performance and high intelligence car automatic car wash system. We are supplying OEM and ODM services. With experienced professional technical team, we developed the stable quality and advanced fully automatic car wash systems. Continuous innovation concept helps us to become the pioneer and leader in car wash industrial in China.

Our Vision: to be the most professional manufacturer in car wash equipment industrial.

Our Mission: Base on customer oriented and committed to supply high quality and high intelligent equipment worldwide.

Our value: Continuous innovation, reliable and trustful cooperation, we believe that the quality is the life for an enterprise.

Our service conception: Rapidly, skilled and efficient, we believe attitude is everything, our goal: exceeding customers' expectation, beyond the industry standard.

We base on the domestic market and covering the market worldwide. We are building a comprehensive distribution net work, in order to make the equipment purchased and after sales service offered more facilitate for each customer.

Workshop 5000 Square meter super clean workshop, Best in the machinery field



The high performance of machine come from design, material, process and manage

1 Design

Considering the faults of welding by labor, Leisu 360 use the un-welding frame, the whole frame use 304# stainless steel screws to assembled which have long and stable life under the high speed running of main machine.

2 Material

To ensure the machine running stable under the high load, the whole rotate Arm and all high precision Hydraulic seal parts, crane control cabinet and sheet metal component all used good quality 304# stainless steel.

3 Cutting Process

All cutting use high precision Laser shearing machine to have 0.01mm tolerance, and 0.0025mm for double checking tolerance.

4 Bending Process

All the frame load-bearing sheet metal forming adopts 400 tons pressure, and the electro-hydraulic servo CNC bending machine with effective bending length of 5 meters. The main cylinders on both sides of the machine are synchronously equipped with German imported electro-hydraulic servo valve and German HEIDENHAIN company grating ruler to have closed loop control, The feedback have high precision, accurate slider operation. Can fully meet the high precision requirements of the frame sheet metal. Parts sheet metal is processed by AMADA CNC bending machine imported from Japan, and each bending size is strictly controlled.

5 Shape correction

Unlike most products in the market, our plates are laser-cut and also have a shaping leveling machine to Re-calibration and ensure the quality of the subsequent process products

6 Welding process

Frames, electrical cabinets and other parts that need to be welded are all equipped with the most professional welding equipment. In order to strictly control the welding quality, each welding process has professional welding tools. Guarantee the verticality and parallelism of each component, and control the tolerance within 0.1mm

7 Surface treatment process

The surface treatment method of the whole machine is strictly in accordance with the highest standard, and the surface of the frame rails adopt double-layer anti-corrosion method of galvanizing and powder coating. The closed zinc has a strong anti-smoke ability, and the outdoor powder has the characteristics of high corrosion resistance and non-fading throughout the year. Although the double-layer anti-corrosion process increases the process requirements and production cost, it effectively extends the service life of the equipment.

Leisu wash SG Model

new!

洗护一体保护您的爱车
24小时无人值守 清洗无划痕 爱车更靓丽
羽翼SG仿型无接触智能洗车机

LEISU WASH
TOUCH FREE

SG 24h 自助洗车服务
Self-serve Car Wash

杭州镭速清洗设备有限公司
HANGZHOU LEISU CLEANING EQUIPMENT CO.,LTD.

Leisu Wash SG True Touchless - Don't compromise!

E4 Unattended

The Leisuwash SG rotary high-pressure nozzle can be freely rotated according to the contour of the vehicle. From the front of the car, the hood, the windshield, the top and the rear parts of the car, maintain a flushing distance of 35cm, give 100KG high pressure by water to car surface, all dirt be cleaned at once.



PERFORMANCE, DEPENDABILITY AND QUALITY

Leisuwash SG Automatic Car Wash Equipment

Car Wash Equipment the Revoluton of Car Wash Industry, Washing Cleaning is King !

High pressure water up to 100 bar

In several stages two presoak chemicals are applied to the vehicle to soften up any crusted dirt, with our contouring application system the chemicals will be evenly applied to all areas of the car. It will automatically detect and identify all types of vehicles, contour following the car body at accurately 35cm distance, water is alternately supplied from horizontal arm or from vertical arm, up to 100 bar high pressure water with 15 nozzles could easily flushing away the dirt. Horizontal arm could go to really bottom and makes perfect cleaning at vehicle head and tail.



Leisuwash SG OverGlow Hi-Gloss Lava Foam System

Bright active agent Biodegradation and can improve the decontamination effect, making the paint surface more beautiful and brighter. Fantastic colorful LED light will attract drivers off steet and onto your wash bay.



Leisuwash SG High Pressure Side Wash with Duel Arm

German P+F ultrasonic sensor detection system ensures that the cleaning distance between two sides is 35 cm, and the horizontal arm or vertical arm alternately supply water.

Guarantee Cleaning Distance of Both Sides 35 cm

The flushing pressure is up to 100 bars, and there are nine powerful American-made ejectors on both sides, which can effectively clean the side and bottom of the vehicle.



Leisuwash SG Contour-following Pre-soak Application and Super High pressure Rinse

The development of the Leisuwash SG had one principle: a brushless machine should still deliver a great wash result ! The combined chemical applicator and high pressure bar do make this possible. It keeps an even distance to the car so that the chemicals can reach all parts of the vehicle in the same concentration. The combination of different chemicals will soften up even persistent dirt and the contouring high pressure system will clean it off easily.



杭州镭速清洗设备有限公司
HANGZHOU LEISU CLEANING EQUIPMENT CO.,LTD.



Leisuwash SG Intergrated Air Drying System



Following the Leisuwash philosophy there is no great car wash without a great drying system. Leisuwash SG configuring three 5.5kw and one 4kw Siemens motors embedded in the washing machine, control the airflow by four cylindrical outlet, the first task is to split a bunch of wind air, reducing wind drag subsequent to follow airflow to dry the surface of the car body, complete drying the car within 50 seconds.



Leisuwash SG Contour-following

The crossarm can reach the real bottom and clean the front and rear of the car perfectly.



Leisuwash SG Spot Free Reverse Osmosis Water Rinse

Final rinse with reverse osmosis water can perform a spot free car wash, the crystal coating wax can be completely absorbed on the surface of the car body, with superior protection of car paint, and features anti-acid rain, pollution, UV erosion.

Leisuwash SG 24 hours Self-Service Online Paying

Through the online payment with voice guidance system can achieve 24-hours self service car wash. In China people use WeChat or Alipay online paying, overseas customers can adopt local payment system work together with Leisuwash systems.

全国统一客户服务热线：400-800-7360 官方网址：www.leisu360.com



Leisuwash SG Technical Parameters

| Item | Parameters / Process / Brand / Energy | Configuration | leisuwash SG |
|-------------------------------------|---|---|-------------------------------------|
| Power requirement | 380V/22Kw/50Hz | 24 hours self service | <input checked="" type="checkbox"/> |
| Control system PLC | German Siemens industrial control PLC | Contour following high pressure flushing | <input checked="" type="checkbox"/> |
| Electrical components | French Schneider | Side high pressure flushing | <input checked="" type="checkbox"/> |
| Ultrasonic sensor | Germany B+F (original import) | Intelligent chemical mixing system | <input checked="" type="checkbox"/> |
| High pressure piston pump | Taiwan Wuli (original import) | Water wax glazing system | <input checked="" type="checkbox"/> |
| Pump motor | Germany Siemens aluminum motor | Intergrated air drying system | <input checked="" type="checkbox"/> |
| Air dryer motor | Germany Siemens aluminum motor | Voice guidance system | <input checked="" type="checkbox"/> |
| High-pressure hose | American Parker | LED prompt system | <input checked="" type="checkbox"/> |
| Engineering towline | Germany IGUS (original import) | Self-parking system | <input checked="" type="checkbox"/> |
| Towline cable | Germany IGUS (original import) | Digital safety collision avoidance system | <input checked="" type="checkbox"/> |
| Longitudinal/transverse timing belt | Italy MEGADYNE | Car wash quantity summary | <input checked="" type="checkbox"/> |
| Reducer | Italy SITI | Indoor and outdoor mounting frames | <input checked="" type="checkbox"/> |
| Wind drum / impeller | 304 stainless steel (80 decibels / 40 decibels) | Car wash modes selection | <input checked="" type="checkbox"/> |
| Rotating arm | 304 stainless steel | Faulty self-checking Function | <input checked="" type="checkbox"/> |
| Lifting device | 304 stainless steel | Touch screen operation | <input checked="" type="checkbox"/> |
| Mainframe Rack | Hot-dip galvanizing + plastic spray (plastic powder) | Remote control operation | <input checked="" type="checkbox"/> |
| Mounting frame 160*160*4 | Hot-dip galvanizing, welding unnecessary | Allpay / WeChat payment system | <input checked="" type="checkbox"/> |
| HMI | 10 inch Delta color touch screen | Operation authority setting | <input checked="" type="checkbox"/> |
| Drive System | Germany Siemens frequency conversion drive | Auto standby function | <input checked="" type="checkbox"/> |
| Pneumatic Components | Taiwan AirTAC | Emergency stop function | <input checked="" type="checkbox"/> |
| Nozzles | American SPRAY (original import) 316L stainless steel | Panel light | <input checked="" type="checkbox"/> |
| Rotary joint | American (original import) 304 stainless steel | Lifting light | <input checked="" type="checkbox"/> |
| Max car wash size | Length 5600mm / width 2950mm / height 2250mm | System free upgrade service | <input checked="" type="checkbox"/> |
| Car wash speed | Fast wash 5 mins/car; Super wash 7 mins/car | OverGlow Hi-Gloss Lava Foam System | <input checked="" type="checkbox"/> |
| Water Consumption | Fast wash 200L/car; Super wash 350L/car | Reverse osmosis soft water | <input type="checkbox"/> |
| Energy consumption | Fast wash 1KWH/car; Super wash 1.3KWH/car | Automatic lifting door | <input type="checkbox"/> |
| Chemical consumption | Standard wash RMB3/car; Super wash RMB3.5/car | | |

Description: ☒ Standard ☐ Optional

Touch-free in-bay automatic vehicle wash system

<http://carwashtouchless.com/>



扫一扫关注
 快速官方微信公众号
 更多豪礼等你拿

全国统一客户服务热线：400-800-7360 官方网址：www.leisu360.com

Leisu wash 360 Model

Unique Intelligent Vehicle Wash and Maintenance

LEISUWASH 360

EXCELLENT QUALITY



Will assist in guiding your customers through the vehicle entry and exit process and it will illuminate your bay, day or night, whether your vehicle wash is in use or not



Luxury alloy operation station

01 合金拉丝操作台

金属拉丝 彰显档次 操作方便



Transparent panel LED lighting system

02 透光面板，LED灯光系统

LED多色彩组合闪烁灯光系统，白天或晚上照亮洗车过程，拥有强劲的视觉效果。



Germany Siemens Full-aluminum motor

03 德国西门子全铝电机

性能更优越，更长使用寿命。



Integrated main control system

04 一体化主控系统

安全 高效



Intergrated LED arrow with timing

05 LED箭头计时一体机

方便 实用



304 stainless steel bottom spray system

06 全304不锈钢底喷系统

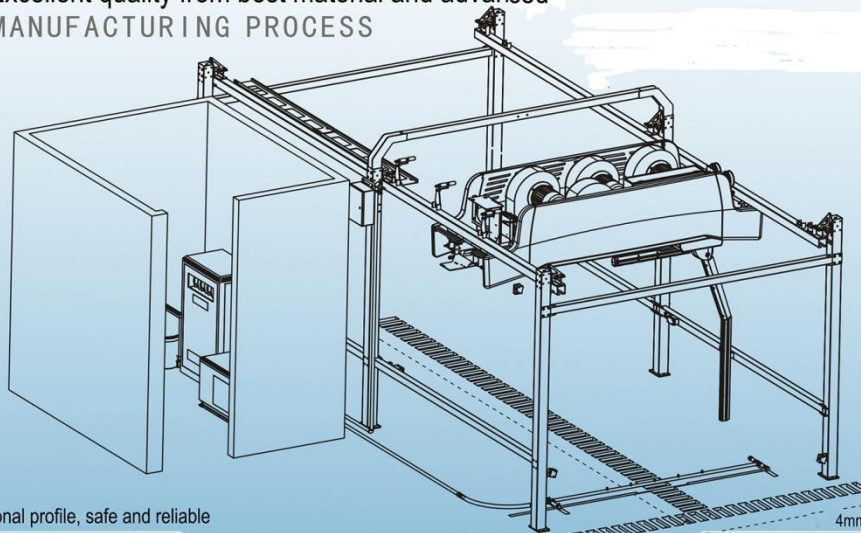
经久耐用

Authentic quality Quality assurance Patented technology



Leisuwash 360 Anti-off under hanging track installation frame

Excellent quality from best material and advanced
MANUFACTURING PROCESS



A International profile, safe and reliable
Designed and manufactured by the square
tube of national standard 120*120*4, and the surface
is hot-dip galvanized for more than 10 years life.

4mm square tube **B**
More than 10 years life

Finished assembly
weldless



International profile
safe and reliable

F High strength
8.8 screws



**BEST
QUALITY**
leisuwash



Finished assembly **C**
weldless

Anti-skid rail
patented technology



Harsh process
Durable

E Special Rail Steel 100*100*5mm
5mm thickness with better durable, Higher strength

5mm thickness rail steel **D**
Max for 5T loading

Quality assurance
from quality materials and
advanced
manufacturing processes

杭州雷速清洗设备有限公司
HANGZHOU LEISU CLEANING EQUIPMENT CO.,LTD.

<http://www.leisu360.com>
<http://carwashtouchless.com>
leisu360@126.com

High Pressure Pump System

Authentic quality Quality assurance World class technology

Our suppliers come from the world's top companies



High Pressure Pump System

The core components are all imported,
With Guaranteed quality

- WH-10120
A High Pressure Piston Pump from Wuli(Taiwan)
Aluminum crankcase Forged copper pump
head pressure 70-100KG Water volume 120/L
10 years life

Copper
Pressure regulator



- WH-12140
B High Pressure Piston Pump From Wuli(Taiwan)
Aluminum crankcase, 304# stainless steel pump head
pressure 85-120KG, water volume 140L/Minute, 10 years life

Copper
pressure regulator



- F** Aluminum Motor
SIEMENS
15KW

Buckle
304# stainless steel



- E** 304# stainless steel
High pressure pneumatic reversing valve
All use 304# stainless steel to have longer life

**BEST
QUALITY**

- C** Aluminum Motor
SIEMENS
22.5KW

Antifreeze drain valve



Import Blower

Hydraulic power push rod, easy maintenance

D Hollow pump station cover: Conducive to motor cooling
Extended service life



High Pressure piston pump gauge imported

PERFORMANCE, DEPENDABILITY AND QUALITY

Leisuwash Delivering Innovative Vehicle Cleaning Solutions Worldwide


With the highest developing speed, Leisuwash is being the leader in China in-bay automatic vehicle wash industry. We are dedicated to providing wash operators with the most innovative equipment that exemplifies our tradition of Performance, Dependability and Quality. The new Leisuwash 360 raises the standard with new revenue-enhancement features and total cost-of-ownership improvements that offers wash operators the opportunity to realize the industry's highest return on investment.

Simplified engineering and high-quality materials provide the optimal balance between initial investment and long-term profitability. Substantially faster wash speeds increase vehicle throughput, resulting in shorter wash lines that will delight your customers and keep them coming back again and again. Smart 360 technology enables the Leisuwash 360 to be highly responsive to dynamic conditions in the wash bay, minimizing downtime and optimizing the wash process, resulting in higher customer satisfaction and repeat business.



E-Chain

Energy E-Chain for easy and low-cost installation, deliver liquid more smoothly and minimize wearing of piping and power cables.



Rollers Inside

Bridge and trolley movements are smooth and effortless using internally mounted dual-axis rollers. The hanging design enhances self-centering and improved roller life by protecting the rollers from the harsh wash environment.

Slip-Free Belt Drive

Bridge and trolley movement are controlled using slip-free drive belts for improved performance and wash accuracy. Less moving parts provide a much simpler drive system.



360 degree intelligent swing arm -----360 degree rinse the car

Key Features:

1. Self-service card payment system.
2. Smart 360 technology.
3. Intelligent chemical mixing system.
4. Innovative suspension system non-resistance rails.
5. Unique embedded fast air drying system.
6. Digital voice security alarm system.
7. Faulty self-checking system.
8. One key anti-frozen system

杭州雷速清洗设备有限公司
HANGZHOU LEISU CLEANING EQUIPMENT CO.,LTD.



Revenue Enhancing Services



The Leisuwash 360 offers significantly faster wash speeds that minimizes your customer's valuable time at the site. Unlimited wash-package configurations and multiple service offering allows you to provide customers a full array of choices that satisfy even their most discriminating needs. New up-sellable features include triple-foam, OverGlow Hi-Gloss with LED light, protectant crystal wax with integrated air drying. These innovative service delight your customers with the ultimate washing experience, and they will leave your site with the cleanest, shiniest and driest vehicle possible, one that they will be proud to drive.



Chassis, tyre prewash

High pressure pre-wash for under chassis and wheels.
90bar high pressure water can effectively remove dirt on vehicle chassis, body sides and wheels.



Low Cost of Ownership

As car wash operating costs continue to rise, operators are taking a much closer look at reducing electrical, water, chemical and maintenance costs to better compete and improve their profitability. The Leisuwash 360 was designed with this in mind: minimizing water requirements, reducing electrical consumption through the incorporation of variable-frequency and lowering chemical usage that allows the saving to drop down to the bottom line. Smart 360 technology dramatically reduces the need for site attendants to intervene with the wash process allowing them to focus on more important tasks.

A "keep-it-simple" design goal minimizes the need for sensors, grease fittings, swivels and valves, while the use of common electrical components throughout the system allows easier troubleshooting, minimizes regular maintenance costs and delivers consistent high-quality cleaning. Additionally, the Leisuwash 360 is built using only the best in non-corrosive materials, providing operators a rugged machine that will deliver a long, reliable lift of revenue generation.

全国统一客户服务热线：400-800-7360 官方网址：www.leisu360.com

PERFORMANCE, DEPENDABILITY AND QUALITY

Vehicle Positioning

Ultrasonic sensors accurately measure the vehicle's width, and bridge sensors signal the driver to stop or back up, by activated with an electronic safety envelope surrounding the entire vehicle, allowing the Leisuwash 360 to maintain an optimum cleaning distance whether the vehicle is parked to one side or angled in the wash bay.

Multi Control Mode

Car wash owner could operate wash system through touch panel, magnetic card, payment station button, remote controller.



Triple Foam

Thick foam makes cleaning maintenance component fuller contact with dirt, thereby improving the efficiency of decontamination, making the paint colors more moist and bright.

Unique soft-type broad-spectrum activity of ion cleansing agents, emulsifying effective daily cleaning dirt on the car body and non-corrosive for the car paint, wheels, tires, window glass.

Superior Pre-Soak Application System

The Leisuwash 360's simple but sophisticated feature set provides exceptional chemical application and coverage with rounded corner profiling, smart 360 rotate arm spray various washing chemicals with high-precision proportioning technology. 100% accurate measurement with adjustable ratio, only 20~50ml pre-soak consumption for cleaning one vehicle, material saving and cost efficiently.




杭州雷速清洗设备有限公司
HANGZHOU LEISU CLEANING EQUIPMENT CO., LTD.



Unique embedded fast drying system.

Leisuwash 360 Configuring three 5.5kw and one 4kw motors embedded in the washing machine, control the airflow by four cylindrical outlet, the first task is to split a bunch of wind air, reducing wind drag subsequent to follow airflow to dry the surface of the car body, it can achieve rapid drying effect whether it is tall SUV or low body sports car.



Soft Water with Crystal Wax Coating



Buy Optional OverGlow Hi-Gloss Application System with colorful LED light will attract drivers off street and onto your wash bay !

Turn your wash into a glowing success with Leisuwash new overglow Hi-gloss application system, this innovative system create a silky smooth sheet of solution draping their vehicle, the bright colorful LED light illuminated the solution during the application, providing a unique and entertaining customer experience, your customer will love very shiny vehicle, and you will love the extra revenue, the option can be ordered on a new car wash equipment, put the shine back into your profits with Leisuwash overglow Hi-gloss application system.

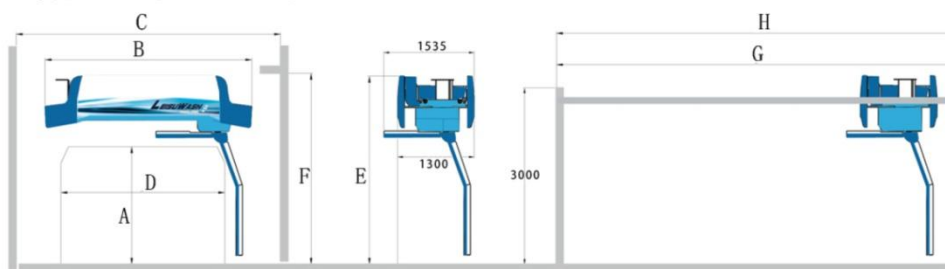
Soft water can make magic triple color foam and wax completely adsorbed vehicle surface, forming a multi-layered interaction strength protective film, car paint become more glorious and beautiful with durable paint protection, and features anti-acid rain, pollution, UV erosion.

全国统一客户服务热线：400-800-7360 官方网址：www.leisu360.com

LEISUWASH

touch-free in-bay automatic vehicle wash system

Equipment Layout Dimension

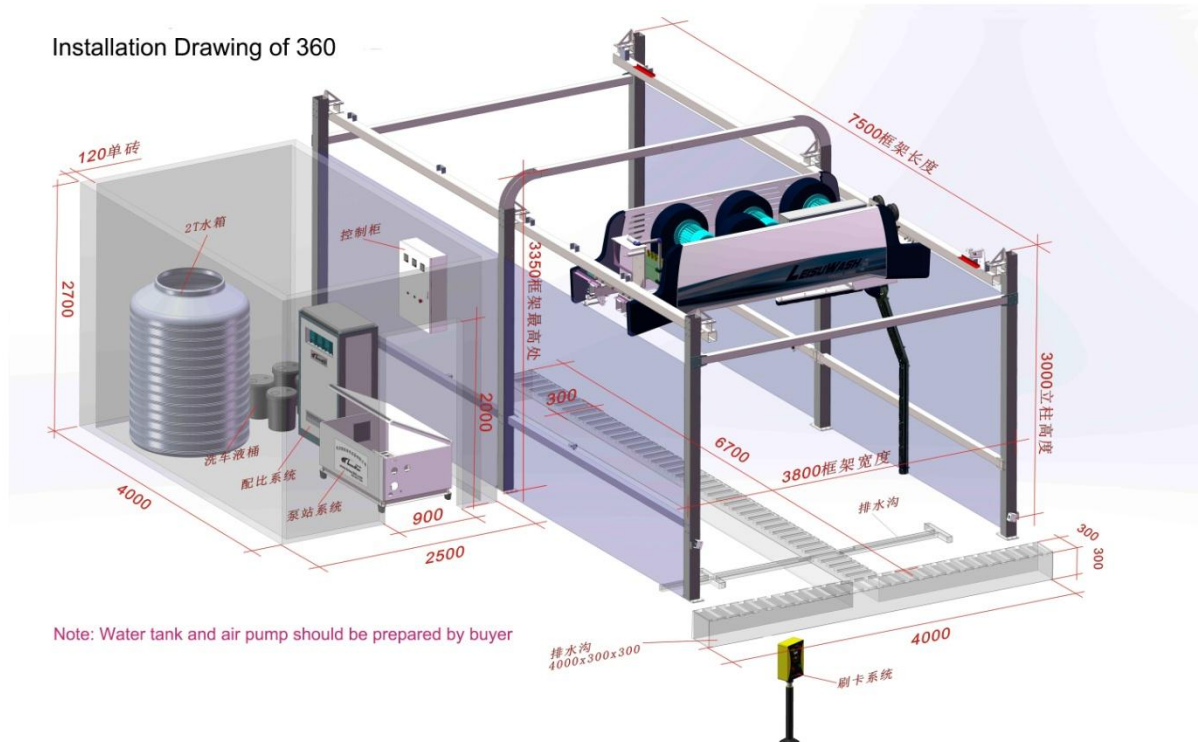


| Item | Dimension | Note | Item | Size |
|------------------------------------|---------------|--|-----------------------------|---------------------------------------|
| A-Max car wash height | 2050mm | | Main Machine box | 3660*1410*1340=7m ³ |
| B-Mainframe width | 3500mm | | Pump Station box | 1340*900*600=0.72m ³ |
| C-Mounting width | 3800mm-4500mm | With Frame max installation width 3800MM | Mixing detergent system box | 900*550*1600=0.8m ³ |
| D-Max car wash width | 2980mm | | Overflow box | 950*540*860=0.44m ³ |
| E-Machine height | 3200mm | | Operation plate box | 460*570*1530=0.4m ³ |
| F-Minimum installation height | 3250mm | With the Frame min height is 3350mm | Rail 7.5M length | 2PCS |
| G-Rail mounting length (standard) | 7500mm | Can dry the whole car | Frame | 17 pcs- full frame 13pcs indoor frame |
| H-Frame mounting length (standard) | 7500mm | | Accessories | Tubes |

Total Volume: 11.5m³

Total Weight: 2.6T

Installation Drawing of 360



Note: Water tank and air pump should be prepared by buyer

LEISUWASH

touch-free in-bay automatic vehicle wash system

Parameter Sheet



| Item | Unit | 360Plus | 360 | Configuration |
|-------------------------------------|----------------|--|--|---|
| Main machine sizes (LWH) | mm | 3850mm*1250mm*950mm | 3500mm*1200mm*900mm | Express wash mode |
| Water pump station sizes (LWH) | mm | 1000mm*800mm*1100mm | 1340mm*900mm*600mm | Super wash mode |
| Proportion system sizes (LWH) | mm | 800mm*450mm*1400mm | 800mm*450mm*1400mm | Card wash mode |
| Rail length | mm | 7600mm | 7500mm | Remote control |
| Shipping weight | kg | ≥ 3100kg | ≥ 2600kg | Intelligent chemical metering system |
| Shipping volume | m ³ | ≥ 14.5m ³ | ≥ 11.5m ³ | Operation station intelligent |
| Mounting dimension (frame length) | mm | 7600mm | 7500mm | 3D detection system |
| Mounting dimension (frame width) | mm | 4200 ~ 4700mm | 3850 ~ 4500mm | Self parking system |
| Mounting dimension (height) | mm | ≥ 3370mm | ≥ 3350mm | Multi-language operating system |
| Power supply | Kw | 380V/25Kw | 380V/22Kw | 360° high pressure wash |
| Air switch | A | 100A/Air switch | 100A/Air switch | 360° chemical application |
| Total power | Kw | 45Kw | 37Kw | Chassis washing function |
| Water pump motor power | Kw | 22Kw/Pressure 85Kg | 15Kw-18.5Kw/Pressure 70Kg | Tyre washing function |
| Air fan motor power | Kw | 20.5kw Full pressure 11000pa | 20.5kw Full pressure 11000pa | U0 pre-soak |
| Longitudinal motor power | Kw | 0.37Kw Promise frequency conversion brake speed control motor | 0.37Kw Promise frequency conversion brake speed control motor | U9 pre-soak |
| Transverse motor power | Kw | 0.75Kw Servo drive system | 0.75Kw Servo drive system | Soft water wax coating |
| Rotary motor power | kw | 0.75Kw Servo drive system | 0.75Kw Servo drive system | Magic shampoo glazing |
| Metering system motor power | Kw | 1.5Kw | 1.5Kw | Integrated air dryer system |
| CPU | | Embedded central processing unit + industrial PLC dual-core system | Embedded central processing unit + industrial PLC dual-core system | Digital security collision avoidance system |
| Drive System | | Servo drive system | Servo drive system | LED reminder guide system |
| Detection System | | Intelligent three-dimensional detection system | Intelligent three-dimensional detection system | Prompt tone system |
| Sensor system | | Ultrasonic sensor + absolute value digital encoder | Ultrasonic sensor + absolute value digital encoder | Real voice system |
| Rinse speed | s | 28S/Vehicle | 28S/Vehicle | Data report |
| U0 pre-soak | s | 28S/Vehicle | 28S/Vehicle | Fault self-test function |
| U9 pre-soak | s | 28S/Vehicle | / | Automatic clean rearview mirror |
| Soft water film wax | s | 30S/Vehicle | 30S/Vehicle | One key drain |
| Magic shampoo glazing | s | 30S/Vehicle | 30S/Vehicle (Shampoo) | Anti-frozen drainage function |
| OverGlow Hi-Gloss | s | 30S/Vehicle | 35S/Vehicle (OverGlow) | Multi-liquid reuse function |
| Air drying | s | 50S/Vehicle | 50S/Vehicle | Pressure equalization nozzle |
| Chassis wash water consumption | L | 30-50L/Vehicle | 30-50L/Vehicle | Safety alarm system |
| Complete car wash water consumption | L | 200-350L/Vehicle | 200-350L/Vehicle | Automatic standby function |
| U0 pre-soak consumption | ML | 20ml-50ml/Vehicle | 20ml-50ml/Vehicle | Mounting frame |
| U9 pre-soak consumption | ML | 20ml-50ml/Vehicle | / | OverGlow Hi-Gloss Application System |
| Crystal wax consumption | ML | 20ml-40ml/Vehicle | 20ml-40ml/Vehicle | Alloy wire drawing operation station |
| Magic shampoo consumption | ML | 50ml-100ml/Vehicle | 50ml-100ml/Vehicle | Automatic shutter door |
| OverGlow shampoo consumption | ML | 70ml-100ml/Vehicle | 70ml-100ml/Vehicle | |
| Electricity consumption | KWH | 1.5-1.8KWH/Vehicle | 1.2-1.5KWH/Vehicle | |

Leisu wash S90 Model



Washing and Maintenance Combo

Chassis and Tyre high pressure washing

80kg high pressure have great performance for cleaning ,



Detergent automatic mixing system

Through the high precision mixing system, only 20-50ml detergent per vehicle, help user control every penny, spray cover the whole vehicle body, more easy to remove dirt after high pressure washing



360 degree high pressure for whole vehicle

Adopting the average speed, equalizing and even-distance washing mode, the flushing distance is automatically adjusted according to the length of the vehicle body, which is not restricted by the vehicle type, and the cleaning blind spot is completely removed.



SHAMPOO Magic Overflow

The dense foam enables the cleansing and curing ingredients to fully contact the dirt, thereby improving the decontamination efficiency and reducing the repeated scrubbing action. While cleaning, it can simultaneously complete the glazing protection effect, making the vehicle paint color more moist and glamorous bright



WAX Automatic water wax

Crystal wax can form a layer of high-molecular polymer on the surface of the car paint. After soft water fusion, it becomes a hard protective film. It is like wearing a bullet-proof body for the car. It has super acid rain, UV protection, pollution prevention and protection paint effect..



Fixed automatic air drying system

4 sets of 12kw multi-wing air drying system, which can quickly and efficiently dry the whole car, and the air drying effect can reach 85%, which can reduce labor cost and improve car wash efficiency.



PINFL

High pressure piston pump ———**70BAR 1015**

Pinfl is belong to a Shanghai factory Chinese , we only use this brand on the economy products.

Craftsmanship Durable

Running frame, galvanized and powder, double layers to protection the frame working more than 10 years

National standard sheet metal

120*120*4mm galvanized steel tube for loading frame, more than 10 years working life

Excellent production process
ensure the machine's high life

304 stainless rotate arm



独具匠心 高品质

德国B+F超声波检测系统

德国原装进口先进的超声波传感器，精确定位车辆的位置和形状，并控制旋转手臂对车辆的上下和周边进行清洗。

一般“山寨洗车机”采用的是国产超声波，检测不准，故障率高。还有一部分使用的是邦纳超声波，邦纳超声波容易进水，使用寿命不长

EXCELLENT QUALITY

International Brand Best technology

Low voltage components **Schneider**(France)

**Reliable technology and quality
are the guarantee for your trust**

Delta PLC from Taiwan(China) precision control the each process of car washing

VFD Drive Water Proof Motor

The Motor start and run more flow with lower voice

杭州镭速清洗设备有限公司

HANGZHOU LEISU CLEANING EQUIPMENT CO.,LTD.



Detergent Automatic Mixing System

20-50ml detergent per car, help cleaning shop control the cost efficiency.



S90 Parameters sheet

| Item | Parameters | Function | Standard | Air dry |
|------------------------------|---|------------------------------------|-------------------------------------|-------------------------------------|
| Packing size | 2900mm*1000mm*660mm | Automatic washing | <input checked="" type="checkbox"/> | <input checked="" type="checkbox"/> |
| Installation size | 7000mm*3300mm*3300mm | Chassis washing | <input checked="" type="checkbox"/> | <input checked="" type="checkbox"/> |
| Min power supply | 380V/16Kw | Tyre wheel washing | <input checked="" type="checkbox"/> | <input checked="" type="checkbox"/> |
| Rail length | 6000mm | Intelligent detergent mixing | <input checked="" type="checkbox"/> | <input checked="" type="checkbox"/> |
| Total Weight | ≥1500Kg | 360 degree body wash | <input checked="" type="checkbox"/> | <input checked="" type="checkbox"/> |
| Total volume | ≥8.2m ³ | Magic shampoo glazing | <input checked="" type="checkbox"/> | <input checked="" type="checkbox"/> |
| Control PLC | Delta PLC (Taiwan) | Automatic water wax | <input type="checkbox"/> | <input checked="" type="checkbox"/> |
| Electrical Component | Schneider (France) | Air drying system | <input type="checkbox"/> | <input checked="" type="checkbox"/> |
| Ultrasonic sensors | B+F (Germany) | One button on/off | <input checked="" type="checkbox"/> | <input checked="" type="checkbox"/> |
| High pressure piston pump | PINFL (Shanghai China) | Working data report | <input checked="" type="checkbox"/> | <input checked="" type="checkbox"/> |
| Pump station main motor | Lichao(Zhejiang China) | Frame indoor/outdoor | <input checked="" type="checkbox"/> | <input checked="" type="checkbox"/> |
| Air dry aluminum shell motor | Jinlong(Zhejiang China) | Digital Security anti-crush system | <input checked="" type="checkbox"/> | <input checked="" type="checkbox"/> |
| Calculate pump | WELL-OFF/NEWDOS | One button washing | <input checked="" type="checkbox"/> | <input checked="" type="checkbox"/> |
| Fan | 4 sets/12KW | Fault self-checking | <input checked="" type="checkbox"/> | <input checked="" type="checkbox"/> |
| Rotate Arm | 304# stainless steel | Automatic standby | <input checked="" type="checkbox"/> | <input checked="" type="checkbox"/> |
| Running frame | Hot galvanized + Powder two layers protection | Function selection | <input checked="" type="checkbox"/> | <input checked="" type="checkbox"/> |
| Loading frame(120*120*4mm) | Galvanized weldless | Emergency stop | <input checked="" type="checkbox"/> | <input checked="" type="checkbox"/> |
| HMI | 7 inches touch screen(Delta) | Operation access setting | <input checked="" type="checkbox"/> | <input checked="" type="checkbox"/> |
| Drive system | VFD/ aluminum shell motor(Taiwan) | Maintenance Hint | <input checked="" type="checkbox"/> | <input checked="" type="checkbox"/> |
| Pneumatic components | Airtac (Taiwan) | LED light system | <input checked="" type="checkbox"/> | <input checked="" type="checkbox"/> |
| Nozzle | 316# Hard Stainless steel | VFD system | <input checked="" type="checkbox"/> | <input checked="" type="checkbox"/> |
| Rotating contactor | 304# stainless steel (USA) | Multi-liquid reuse | <input checked="" type="checkbox"/> | <input checked="" type="checkbox"/> |
| Max car size for washing | 5500*2600*2000MM | Free software upgrade | <input checked="" type="checkbox"/> | <input checked="" type="checkbox"/> |
| Washing time | 90s(Quick wash) 245s(Super wash) | 24 hours unattended | Optional | Optional |
| Water consumption | 120L(Quick wash) 220L(Super wash) | Water recircle system | Optional | Optional |
| Electrical consumption | 0.5KWH(Quick wash) 1.3KWH(Super wash) | Vertical side spray system | Optional | Optional |
| Detergent consumption | 20ml(Quick wash) 50ml(Super wash) | Arch side spray | Optional | Optional |

Note : ☒ Yes ☐ No

Leisuwash Service and Maintenance

1. The service and maintenance of Leisuwash system should be done by specialist technician, Cut off power supply when machine under service. Factory setting management code is 8888, it has permissions to modify the parameters, view vehicle wash quantities and change the password. Default password is 0 for operating the wash system, it can be changed to others like 12345, then the operator need enter into management center firstly, type in password 12345 then can start the operation.
2. Keep the main control box and touch screen in drying circumstance, it's not allowed to touch these devices with wet hands, keep chemical mixing box with water pump box at drying circumstance as well. Before turn on the power supply, make sure the main control box voltage display stability and consistency.
3. Service and maintain wash system regularly, regularly cleaning machine surface, remove dirt on sensors, remove water in drive control box. Cleaning water tank when it becoming dirty, especially inlet filter of water pipe. It's strictly prohibited to start rinse when water tank lack of water, use chassis to exhaust air firstly, never exhaust air with " L " arm rinse.
4. Exhaust water in pipes and tank during car wash equipment idle time, and when temperature under zero degree, must close inlet valve of chemical mixing system before shutdown the machine, use one key drain function to exhaust liquid in machine pipes, and open the discharge valve, exhaust water to prevent freezing. Don't start machine once freezing, otherwise will break the water pump and motor.
5. Add wash chemicals in-time, it will can not spray out the chemicals if air go inside the hose, prevent impurities fall into washing liquid bucket and water tank, otherwise may cause stuck inside the chemical mixing box.
6. Air compressor need to install oil-water separator, exhaust water in compressor every 15 days, the air supply for wash system can not contain a lot of water and oil, otherwise will cause lack of air during chemical spraying, It is strictly forbidden to directly use heavy alkaline water (PH value> 8) or high salty water.
7. Inspect water pump and pump motor belt every 30 days, tension belt if belt fluctuate too large, ensure parallelism during belt tensioning. Cleaning water pump filter regularly. Replace oil in water pump regularly(every 5000 cars), or when the oil is dirty . Oil volume more than half but not full, Taiwan Wuli WH-10120 pump use No 30, 40 or 68 engine oil(2.36L), German Pinfl pump use 220 Shell gear oil (3.3 L)
8. Check synchronous belts every 30 days, immediately tighten it if happened deviation and loose phenomenon, otherwise machine will jump with grinding noise.
9. Check terminals inside Electrical cabinet every 30 days, especially terminals for water pump and air

fan power line, and terminals in drive control box (because it walking every day), tighten it if any loose. This can ensure a stable performance of electricity system.

10. Inspect frame screws and rail fixing screws every 90 days, Check the walking wheels every half year.

Shipping



To Success with all partners worldwide

